



Tel: (510) 693-9687
 Email: safebuyinc@yahoo.com
 www.safebuyinc.com

MULTI POINT VEHICLE INSPECTION CHECKLIST

Customer's Name Buggy Bank	Vehicle model: 2014 Toyota Prius
VIN: E0367253	Mileage: 112021

■ Satisfactory
 ■ May Require Future Attention
 ■ Requires Immediate Attention

Interior / Exterior

Headlights (check high and low beams)/ taillights/ Hazard warning lights/ Turn signal	✓	■	■
Interior lights	✓	■	■
Windshield washer spray/ Wipers/ blades/	✓	■	■
Parking Brakes	✓	■	■
Horn Operation	✓	■	■
Clutch Operation (If applicable)	✓	■	■
A/C & Heater	✓	■	■
Windows operation (Up, Down)	✓	■	■

Battery / Charging System

Good	✓
Replace	■



Under Hood

Check fluid levels: Oil/Coolant/ Power steering/ Brake fluid/ Windshield washer fluid/ Automatic transmission fluid	✓	■	■
Air filter condition	✓	■	■
External drive belts and radiator hoses	✓	■	■
Hydraulic clutch reservoir fluid (M/T Vehicles)	✓	■	■

Under Vehicles

Brake lines/ Hoses/ Parking brake cable	✓	■	■
Shock absorbers/ Struts/ Suspension/ Tie rods and boots	✓	■	■
Dust Seals	✓	■	■
Exhaust System	✓	■	■
Engine oil and/ or fluid leaks	✓	■	■
Driveshaft Boots	✓	■	■

Brakes

Left Front	✓	■	■
Right Front	✓	■	■

Left Rear	✓	■	■
Right Rear	✓	■	■

Tires

Left Front	✓	■	■	Right Front
Left Rear	✓	■	■	Right Rear

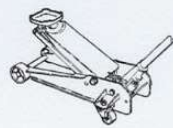
Comments:

* Minor oil leak from oil pressure sensor / timing chain cover

External Damage



Spare Tire: Yes No



Wheel Jack: Yes No



2014 Toyota VEHICLE DIAGNOSTIC REPORT

Vehicle Information

2014/Toyota/Prius/2ZRFXE
 VIN: JTDKN3DU9E0367253

Odometer Reading: 112021km
 License Plate: --

Customer Information

Name: --



















Tel: --

Device information

Scanner: MaxiSys MS906
 Version: V11.10

Serial Number: DS8G60107362
 Repair Order Number: --

System Scanned(23)

System	Status/DTC
Engine and ECT	 0
Hybrid control	 0
Transmission control	 0
ABS/VSC/TRC	 0
SRS airbag	 0
Combination meter	 0
Tire pressure monitor	 0
Main body	 0
Driver door motor	 0
Right rear door motor	 0
Left rear door motor	 0
Passenger door motor	 0
Air conditioner	 0
PM1 gateway	 0
Master switch	 0
EMPS	 0
Cruise control	 0
Smart key	 0

2014/Toyota/Prius/2ZRFXE

Test Time: 2025-01-22 23:50:29

Report ID: MAXIA20250122235029

Power source control	 0
Navigation system	 0
PM2 gateway	 0
Acoustic vehicle alerting system	 0
Occupant detection	 0

DTC (0)

Technician Notes



Tel: (510) 693-9687

email: safebuyinc@yahoo.com

www.safebuyinc.com

VEHICLE INSPECTION DISCLAIMER

This inspection and the opinions expressed are exactly that, opinions. Many parts perform perfectly until the moment of failure. Failure may occur suddenly and without warning. The inspector and/or all parties relative to the compilation of this report cannot accept liability for failures, which may occur after the inspection is completed. By accepting this report, the consumer acknowledges that the inspector and/or all parties relative to the compilation of this report, cannot be held responsible for any and all alleged vehicle defects, and further, the consumer releases and holds harmless the inspector and/or all parties relative to the compilation of this report from any and all further claims on this vehicle. No warranty for this vehicle is implied or given by the inspector and/or all parties relative to the compilation of this report. In each case, the consumer has the opportunity to see the car in person before he or she buys the car. Buying this car based on this report alone is completely at the consumers' own risk.

SafeBuy provides a visual inspection of the vehicle. That statement is not meant to imply that we warranty the vehicle. The inspector does not move, remove or reposition anything during the inspection process. We simply give you a good visual report on the vehicle. No warranty is implied or given. The seller and/or buyer must provide a well-lit area for the inspection to take place with ample room for the inspector to perform his/her job.

What this service should be used for is to make sure that the condition of the vehicle is as advertised by the seller. In other words, the inspector will help to determine if you are buying a vehicle that was grossly misrepresented based on its condition class and purchase price. (See the definition of condition classes at the end of your report). The appraisal fee is based on the inspectors' written/typed report and digital pictures. Auto Check of South Florida is determining the appraisal based the inspectors' report and pictures.

The inspector simply inspects the vehicle. We do not counsel the buyer. We do not make recommendations on whether to buy a vehicle. As in all cases, the buyer makes his or her own decision on whether to buy a vehicle. We suggest that the best way to use the Inspection Service is to have us look at a vehicle and issue the report. Then if the vehicle seems to be what was represented to you by the seller, make a final inspection of the vehicle yourself, prior to purchasing the vehicle. We do not warrant the condition of any vehicle. That means we will be happy to look at the vehicle to see if there are any visible problems, but we are not providing any guarantees or warranties on the vehicle.

Understand in advance that if you buy a vehicle and you find something wrong with the vehicle after your purchase, we will NOT reimburse any expenses that you are charged to fix the vehicle. This is not a mechanical warranty. SafeBuy, or its affiliates, inspectors, or their contractors related to the inspection, will NOT reimburse you for any repairs, mechanical failures or bodywork you have done after the purchase of a vehicle.

The inspection reports show the areas of the vehicle, which are visually looked at in the report. The report covers only those areas. Do not assume that the inspector will inspect anything other than the areas covered by the report form

The contents of this report will tell you what the Inspector finds at the time of the inspection. Please understand that after the Inspector leaves the vehicle we are not in control of what might occur to the vehicle, nor do we have control of parts that may be on the vehicle at the time of the inspection, but taken off or switched later